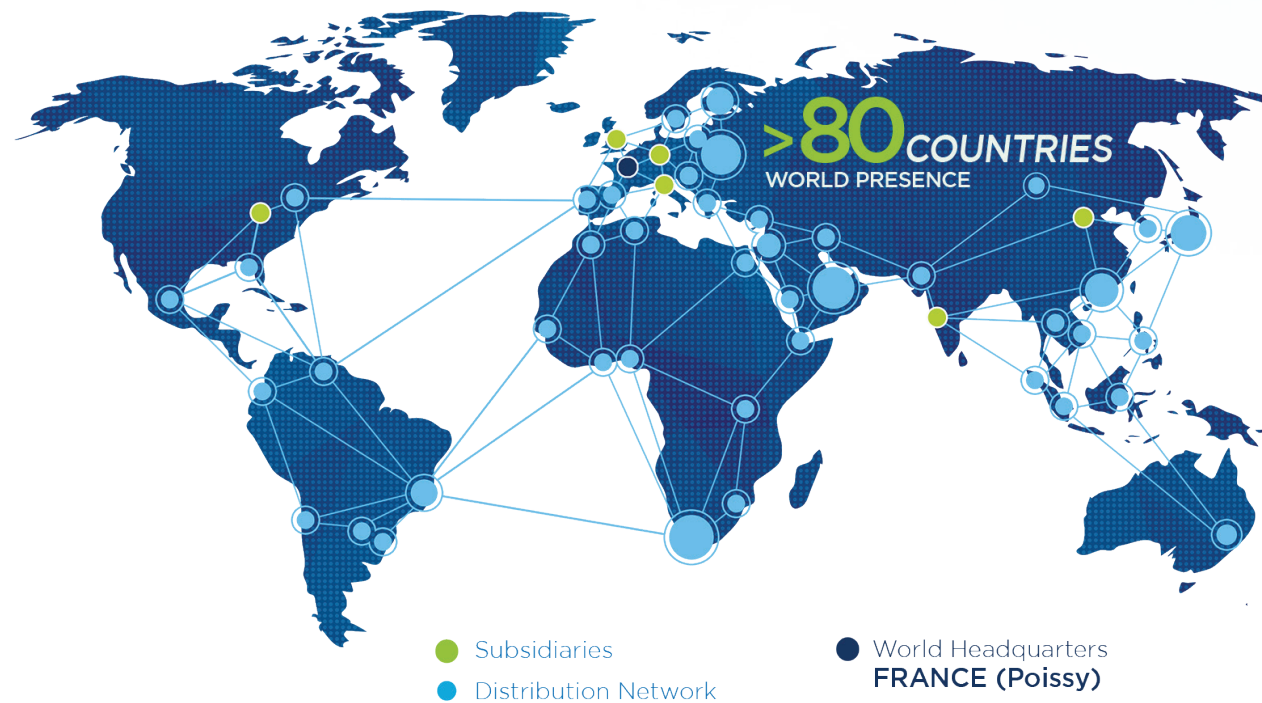


## A STRONG GLOBAL PRESENCE

Faithful to the principles on which it was founded – innovation & quality, social responsibility & shared values – the **ENVEA** group is committed to providing you with solutions and assistance at the highest standards in order to comply with applicable regulations; as well as the optimization of industrial processes for an improved efficiency, significant savings of raw materials & energy, the reduction of environmental impacts...



Our worldwide references guarantee a perfect understanding of your needs and ability to manage a vast range of applications:

More than 40 000 air quality monitors are measuring the pollution of cities worldwide: Rio de Janeiro, Istanbul, Seoul, Mecca, Delhi, Hanoi, Paris, Budapest, Abu Dhabi, Bangkok, Dakar, Beijing...

Over 28 500 industrial sites (emission sources & processes) are monitored worldwide across a broad range of industries such as: cement plants, glass manufacturing, metal factories, paper mills, engine manufacturers, waste to energy plants...

Process - Emissions - Ambient  
monitoring solutions



**ENVEA Data Management Solutions**  
230 Allée Théodore Monod - Technopole Izarbel  
64210 BIDART - FRANCE  
☎ +33(0)5 59 41 55 66  
✉ info.data@envea.global



Visit us on:  
[www.envea.global](http://www.envea.global)



**XR®**  
Software



## Air quality monitoring software

ENVIRONMENTAL DATA ACQUISITION AND PROCESSING



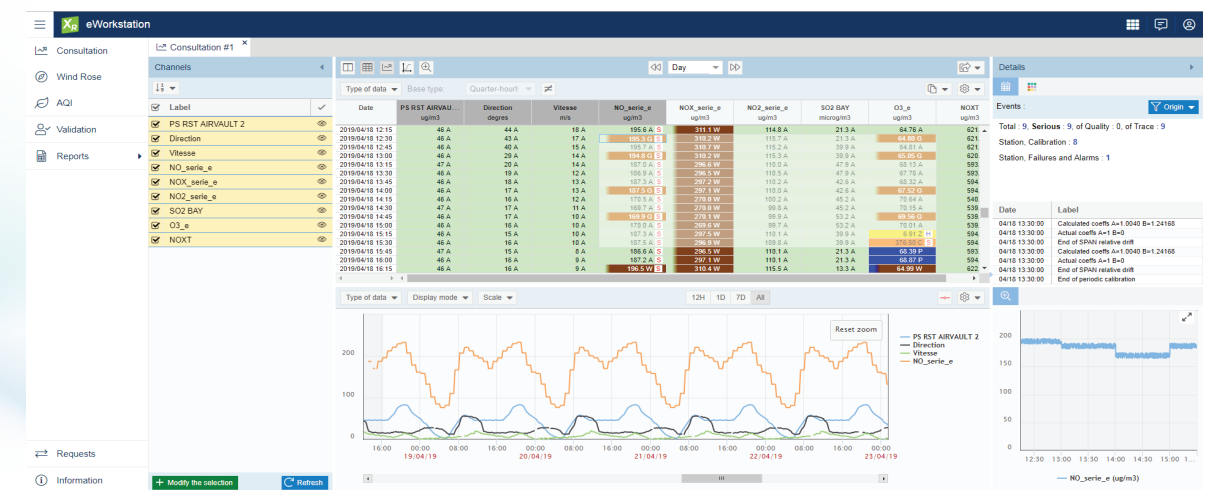
XR® is a software suite for the continuous management, control and monitoring of a network of fixed or mobile stations measuring air quality using various measuring instruments.

XR® benefits from many years of experience in the field of air quality and environmental data processing as well as the latest technological advances in terms of communication (IoT - Internet of Thing) and data centralisation in a cloud.

The XR® suite includes unique dedicated tools and modules to qualify and process data from instruments.

With its unique feature like the automatic data validation module and the QA/QC tools, XR® is the most advanced software suite for your data management.

> ISO 7168 compliant data exchange system



[www.envea.global](http://www.envea.global)

XR\_ENV\_06.2021 - The ENVEA Group has a policy of continuous improvement of its products and we reserve the right to update or modify specifications without prior notice.





## DATA ACQUISITION

- Data acquisition from analyzers and other devices via digital or analog inputs
- Calculations (scaling, adjustment, linearization, normalization); aggregation of the resulting data on various time period to determine averages
- Management of failures, thresholds overruns and alarms

## DATA ACQUISITION

- Automatic sending of an email, SMS, fax, etc. on failures or thresholds overruns
- Communication management between the software and the data acquisition systems
- Assignment of a quality code for raw and mean data (e.g. maintenance, calibration, drift, alert, failures...)

## SUPERVISION

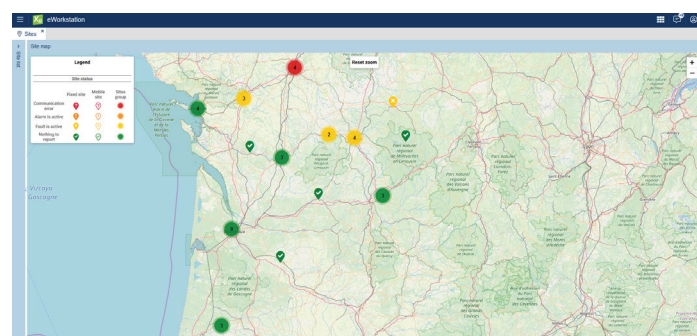
- System status display (failures, alarms, thresholds overruns)
- Multi-window display (slideshow)
- Data display: raw, means, trends,...
- Supervision of configured parameters, remote monitoring of analyzers
- Real-time data follow-up, interactive set-up, calibration and automatic results monitoring, remote testing

## DATA VALIDATION (MANUAL)

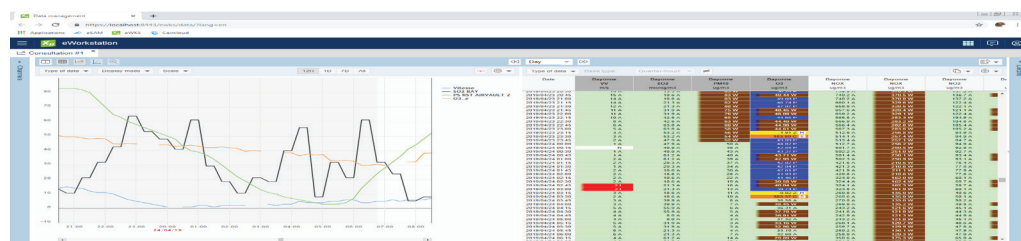
- Tables and/or charts data display
- Several validation levels with different level rights and logging
- Actions traceability (data validation, invalidation, adjustment)
- Quality codes for the data (maintenance, calibration, drift, alerts, failures...)
- Automatic statistical analysis on previous pollution episode

## DATA VALIDATION (AUTOMATIC)

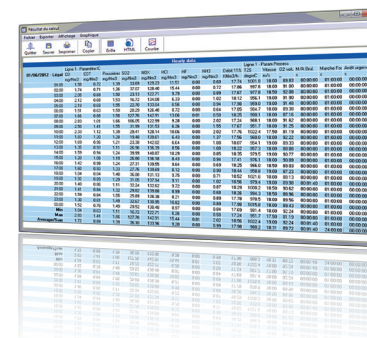
- Automatic data validation in real time
- Set of customizable data validation rules
- Backup of the automatically validated data until final inspection
- Traceability of the automatically validation actions



On-map interactive display of the monitoring stations



Data validation module



Customizable reports management, automatic or manual editing



QA/QC module



## REPORT MANAGEMENT:

- Import of laboratory data, automatic or manual data export in various file formats: Excel, XML, HTML, PDF, CSV, ...
- Automatic edition of compliant and customized reports according to local authorities' requirements

## SYSTEM MANAGEMENT AND SECURITY

- Database: size control, automatic back-up, data archiving, cleaning and restoring
- Detailed management of access rights for different user profiles. System logon via identification
- Logging of any actions either carried out by the users or automatically operated by the software
- Automatic U.P.S. management in case of power failure
- Reporting on system operations (failures, communication status, etc.)

## QUALITY ASSURANCE AND QUALITY CONTROL:

- Control charts management
- Automatic management of calibration charts
- Automatic analysis and results checking
- Three different control charts available simultaneously and automatically for each analyzer : CUSUM (NFX06-031-4), EWMA (NFX06-031-3) and Shewart (ISO 8258)
- Graphical display of monitor calibrations and historical data

## SYSTEMS FOR DATA ACQUISITION AND MANAGEMENT (SAM)

- > Data collection from hundreds of analysers /sensors (more than 250 protocols of communication available)
- > Automatic prevalidation of the data
- > Automatic calibration and instrument control
- > Included Web based dashboard software
- > Windows or Linux

